




DIAMOND SYSTEMS CORPORATION

Helios EMI/EMC Report

Rev A: May 2009



Revision	Date	Comment
A	4/26/2009	Initial version

**FOR TECHNICAL SUPPORT
PLEASE CONTACT:**

support@diamondsystems.com

© Copyright 2009
Diamond Systems Corporation
1255 Terra Bella Ave.
Mountain View, CA 94043 USA
Tel (650) 810-2500
Fax (650) 810-2525
www.diamondsystems.co

Helios Electromagnetic Interference (EMI) and Electromagnetic Compatibility (EMC) testing results

The Helios was subjected to tests of Horizontal and Vertical scan from 30 MHz to 1GHz. The Red Line represents the standard to meet FCC class B. We ran the test for both HLV-300-128DV and HLV-300-128AV, both horizontal and vertical scan. All tests were done without an enclosure, such as the Pandora.

The results show that it will be easy pass the FCC requirement if the Helios is within an enclosure.

DMP Electronics Inc. EMI Test System

File Name : D_AD_H.emi Page : 1 / 1

Ref. Level : 80 Unit : dBuV Date : 2008/08/14 Time : 16:23:32

dB/Div : 10 ATT : 0 Res.BW : 100 KHz Vid.BW : 100 KHz

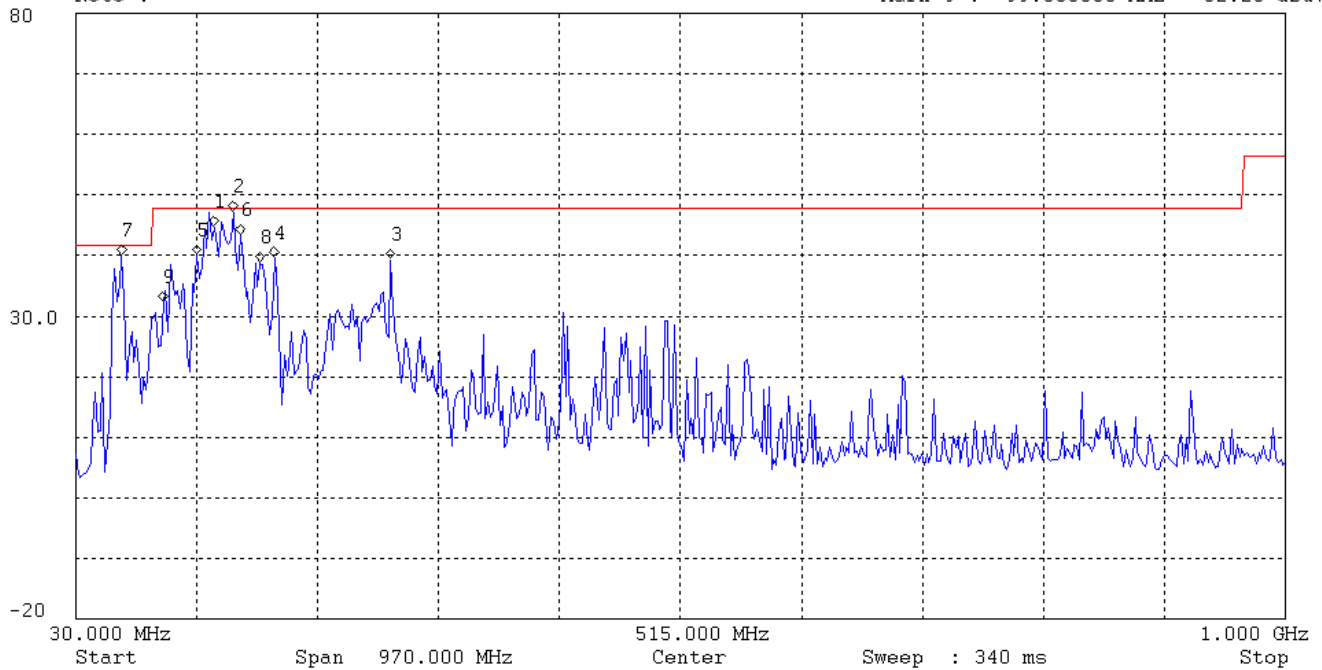
Offset Table : None Mark 1 : 140.600000 MHz 44.62 dBuV Mark 2 : 156.100000 MHz 47.14 dBuV

Limit Line : FCC_B Mark 3 : 282.200000 MHz 39.25 dBuV Mark 4 : 189.100000 MHz 39.59 dBuV

Limit Check : Pass Mark 5 : 127.000000 MHz 39.95 dBuV Mark 6 : 161.900000 MHz 43.28 dBuV

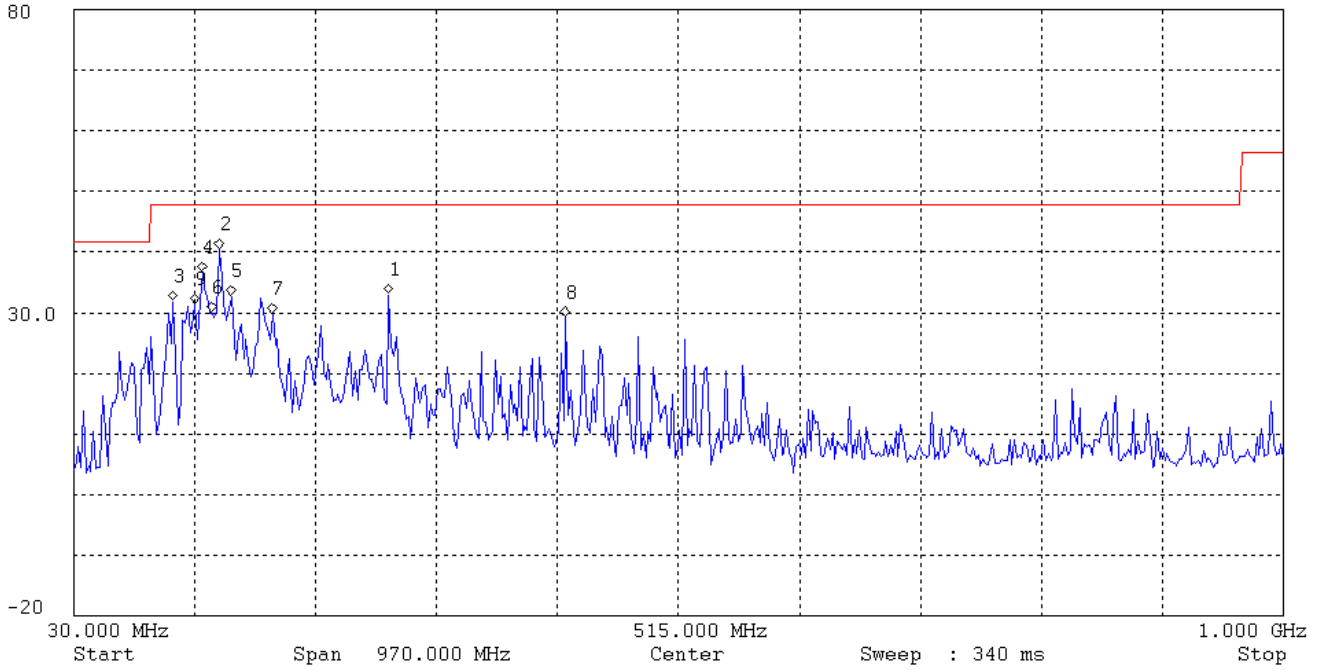
Antenna Table: None Mark 7 : 66.900000 MHz 39.89 dBuV Mark 8 : 177.400000 MHz 38.75 dBuV

Note : Mark 9 : 99.800000 MHz 32.23 dBuV



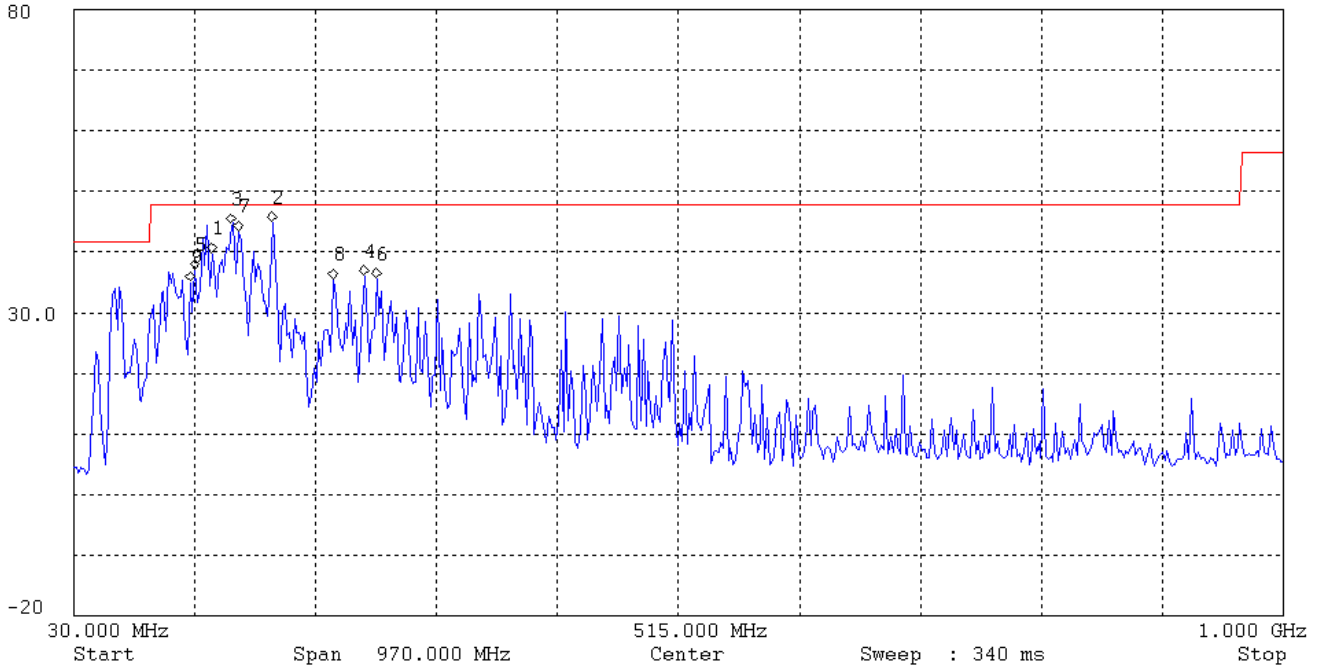
HLV300-AV in Horizontal Scan

File Name : D_AD_V.emi DMP Electronics Inc. EMI Test System
 Page : 1 / 1
 Ref. Level : 80 Unit : dBuV Date : 2008/08/14 Time : 16:26:38
 dB/Div : 10 ATT : 0 Res.BW : 100 KHz Vid.BW : 100 KHz
 Offset Table : None Mark 1 : 282.200000 MHz 32.92 dBuV Mark 2 : 146.400000 MHz 40.31 dBuV
 Limit Line : FCC_B Mark 3 : 109.500000 MHz 31.81 dBuV Mark 4 : 132.800000 MHz 36.59 dBuV
 Limit Check : Pass Mark 5 : 156.100000 MHz 32.64 dBuV Mark 6 : 140.600000 MHz 29.87 dBuV
 Antenna Table: None Mark 7 : 189.100000 MHz 29.70 dBuV Mark 8 : 423.800000 MHz 29.14 dBuV
 Note : Mark 9 : 127.000000 MHz 31.25 dBuV



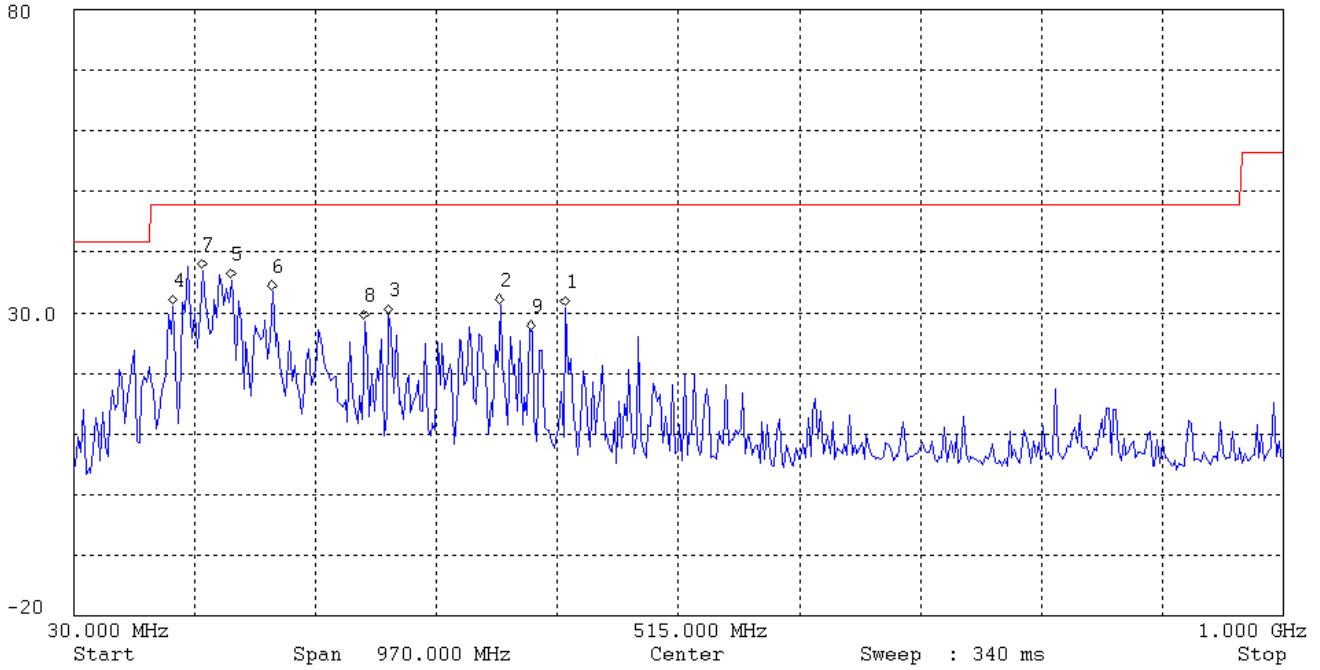
HLV300-AV in Vertical Scan

DMP Electronics Inc. EMI Test System
 Page : 1 / 1
 File Name : D_NAD_H.emi
 Ref. Level : 80 Unit : dBuV Date : 2008/08/14 Time : 16:29:40
 dB/Div : 10 ATT : 0 Res.BW : 100 KHz Vid.BW : 100 KHz
 Offset Table : None Mark 1 : 140.600000 MHz 39.62 dBuV Mark 2 : 189.100000 MHz 44.81 dBuV
 Limit Line : FCC_B Mark 3 : 156.100000 MHz 44.50 dBuV Mark 4 : 262.800000 MHz 35.95 dBuV
 Limit Check : Pass Mark 5 : 127.000000 MHz 36.95 dBuV Mark 6 : 272.500000 MHz 35.53 dBuV
 Antenna Table: None Mark 7 : 161.900000 MHz 43.31 dBuV Mark 8 : 237.600000 MHz 35.34 dBuV
 Note : Mark 9 : 123.100000 MHz 34.98 dBuV



HLV300-DV in Horizontal Scan

File Name : D_NAD_V.emi DMP Electronics Inc. EMI Test System
 Page : 1 / 1
 Ref. Level : 80 Unit : dBuV Date : 2008/08/14 Time : 16:32:18
 dB/Div : 10 ATT : 0 Res.BW : 100 KHz Vid.BW : 100 KHz
 Offset Table : None Mark 1 : 423.800000 MHz 30.84 dBuV Mark 2 : 371.400000 MHz 31.16 dBuV
 Limit Line : FCC_B Mark 3 : 282.200000 MHz 29.55 dBuV Mark 4 : 109.500000 MHz 31.12 dBuV
 Limit Check : Pass Mark 5 : 156.100000 MHz 35.45 dBuV Mark 6 : 189.100000 MHz 33.45 dBuV
 Antenna Table: None Mark 7 : 132.800000 MHz 37.03 dBuV Mark 8 : 262.800000 MHz 28.64 dBuV
 Note : Mark 9 : 396.700000 MHz 26.89 dBuV



HLV300-DV in Vertical Scan