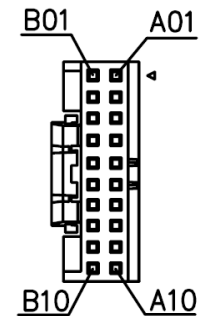
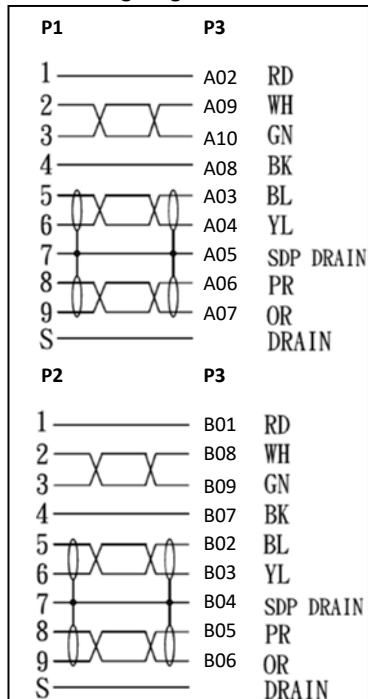


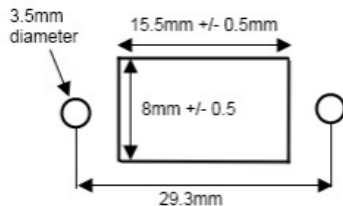
FRONT VIEW



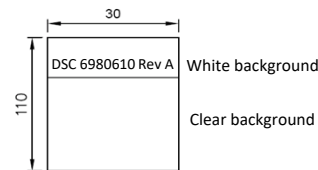
Wiring Diagram



★ USB-A Female
Panel Mount Requirement



Label details : A



Apply label to center of cable

No	P/Name	Qty	Description	
1	USB 3.0 Connector	2	Part of RR-ASAFPM-10GR - UL2725#28x2P+#28x1P+#24x2C, USB3.0 CABLE, JACKET:PVC, COLOR:BLACK	
2	Cable	2		
3	Nut	4		#4-40 nut
4	Screw	4		#4-40 Screw 10mm length, 5.3mm Head diameter
5	20P Housing	1	2mm 2x10 Latching housing FCI P/N 10073599-020LF	
6	CRIMP terminal	18	CRIMP contact FCI P/N 77138-1011F	
7	H.S. Tube	2	Heat Shrink Tubing; Color: Black	
8	Label	2	W=110mm L=30mm, Content: see A	

Diamond Systems Corp.
Cable no. 6980610 Rev A
USB3.0 cable with FCI Latching Connector

